



RESOLUTION NUMBER: 2024-28

**FY2024 Final Quarter Financial Report
Year Ending June 30, 2024**

WHEREAS, the Governing Board in and for the County of Roosevelt, State of New Mexico has developed a budget for fiscal year 2024 – 2025; and

WHEREAS, the final quarterly report has been reviewed and approved to ensure the accuracy of the beginning balances used on the FY 2025 budget; and

WHEREAS, it is hereby certified that the contents in this report are true and correct to the best of our knowledge and that this report depicts all funds for fiscal year 2024,


NOW THEREFORE, BE IT HEREBY RESOLVED that the Board of County Commissioners, County of the County of Roosevelt, State of New Mexico hereby approves the final quarterly report for FY 2024 hereinafter described as Attachment “A” and respectfully requests approval from the Local Government Division of the Department of Finance and Administration.

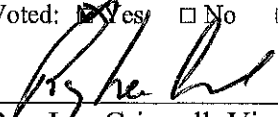
PASSED, APPROVED AND ADOPTED on this 30th day of July, 2024 by the Roosevelt County Board of Commissioners in an open meeting in Portales, New Mexico.

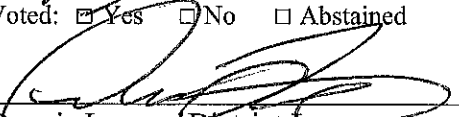
**BODY OF COUNTY COMMISSIONERS
ROOSEVELT COUNTY, NEW MEXICO**


ATTEST:



Mandi Park, Roosevelt County Clerk



Tina Dixon, Chairman – District IV
Voted: Yes No Abstained


Roy Lee Criswell, Vice Chairman – District III
Voted: Yes No Abstained


Dennis Lopez – District I
Voted: Yes No Abstained


Rod Savage – District II
Voted: Yes No Abstained


Paul Grider – District V
Voted: Yes No Abstained



State of New Mexico Local Government Budget Management System (LGBMS)

Report Recap - Roosevelt County - FY2024 Q4

Printed from LGBMS on 2024-07-26 18:36:36

Fund	Cash	Investments	Revenues	Transfers	Expenditures	Adjustments	Balance	Reserve	Adjusted Balance
11000 General Operating Fund	2,789,115.00	12,730,314.77	15,487,179.85	-3,464,604.60	9,588,560.39	-478,199.41	17,475,245.22	2,397,140.10	15,078,105.12
20100 Corrections	430,115.00	0.00	391,044.78	200,000.00	397,581.09	-0.69	623,578.00	0.00	623,578.00
20300 County Property Valuation	237,933.00	490,643.49	169,243.43	0.00	70,395.22	-217,199.83	609,684.87	0.00	609,684.87
20400 County Road	3,100,318.00	0.00	1,513,466.99	1,500,000.00	3,317,817.79	276.44	2,796,243.64	276,484.82	2,519,758.82
20600 Emergency Medical Services	0.00	0.00	14,411.00	0.00	14,411.00	0.00	0.00	0.00	0.00
20800 Farm & Range	1,913.00	0.00	0.00	0.00	1,900.00	-0.04	12.96	0.00	12.96
20900 Fire Protection	920,654.00	120,503.03	319,861.03	0.00	555,818.78	-5,966.63	799,232.65	0.00	799,232.65
21100 Law Enforcement Protection	0.00	0.00	113,000.00	0.00	113,000.00	0.00	0.00	0.00	0.00
21220 Laws of 2023-Recruitment-LEP	0.00	0.00	75,000.00	0.00	56,781.13	0.00	18,218.87	0.00	18,218.87
21700 Recreation	306,732.00	0.00	0.00	10,000.00	33,400.44	-0.46	283,331.10	0.00	283,331.10
21800 Intergovernmental Grants	1,707.00	0.00	135,176.00	760,501.00	849,027.15	-0.50	48,356.35	0.00	48,356.35
21900 Senior Citizens	207,380.00	0.00	76,702.61	-261,400.00	4,644.00	-0.69	18,037.92	0.00	18,037.92
22000 Indigent Fund	742,098.00	0.00	772,457.75	0.00	641,637.26	-0.44	872,918.05	0.00	872,918.05
22100 Hospital Gross Receipts Tax	0.00	0.00	2,161,557.42	0.00	2,161,557.42	0.00	0.00	0.00	0.00
22200 County Fire Gross Receipts Tax	147,812.00	0.00	378,100.75	10,000.00	391,225.28	-0.77	144,686.70	0.00	144,686.70
22300 DWI Fund	3,970.00	0.00	39,533.13	0.00	19,757.34	-0.71	23,745.08	0.00	23,745.08
22500 Clerks Recording & Filing Fund	76,821.00	145,347.77	24,852.79	0.00	5,000.00	-26,345.67	215,675.89	0.00	215,675.89
22600 Jail - Detention	137,033.00	0.00	129,080.23	0.00	0.00	-266,113.23	0.00	0.00	0.00
26000 American Rescue Plan Act	2,191,666.00	0.00	0.00	0.00	762,959.54	0.00	1,428,706.46	0.00	1,428,706.46
27000 LG Abatement Opioid Fund	68,547.00	0.00	322,282.09	0.00	-18.00	-0.80	390,846.29	0.00	390,846.29
29000 Local Assistance Tribal Consistency Fund-LATCF	0.00	0.00	0.00	0.00	0.00	0.00	0.00	0.00	0.00
29900 Other Special Revenue	256,320.00	7,939.28	314,148.26	219,000.00	330,459.08	-0.51	466,947.95	0.00	466,947.95
40400 NMFA Loan Debt Service	852,220.00	421,636.35	606,949.88	1,026,503.60	1,864,819.03	131,863.64	1,174,354.44	0.00	1,174,354.44
79900 Other Trust & Agency	29,524.00	19,757.81	1,935.00	0.00	1,950.00	3,508.49	52,775.30	0.00	52,775.30

Totals	12,501,278.00	13,936,142.50	23,045,982.99	0.00	21,182,683.94	-858,121.81	27,442,597.74	2,673,624.92	24,768,972.82
--------	---------------	---------------	---------------	------	---------------	-------------	---------------	--------------	---------------

20241653 07/31/2024 09:01:13 AM
 Page: 3 of 3 Fee: 0 RES
 Mandi M. Park, Roosevelt Co. Clk., Roosevelt, NM



MP